
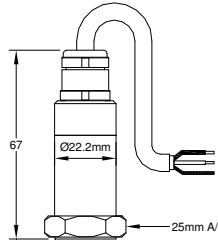


MTN/1187IW & M1187IW   
 Intrinsically Safe Industrial Accelerometer  
 ATEX & IECEx Group I & II Approved  
 Not to be mounted in a high velocity dust laden atmosphere

### Applications

- Intrinsically Safe Data-Collector
- Oil & Mining
- Submersible Pumps, Fans, Compressors etc.



### Technical Specification

Output Current	4-20mA DC proportional to RMS acceleration (g)
Velocity Range	See table on Page 2
Frequency Response	2 Hz to 1 kHz $\pm 10\%$
Mounted Resonance	5 kHz min
Isolation	Base isolated
Operating Temp Range	-25 to 90 °C
Temperature Sensitivity	0.08 %/°C
Transverse Sensitivity	Less than 5%
Supply Voltage	12-32 Volts DC (4-20 mA)
Standard Cable	5 metres Integral Polyurethane Cable

**Warning ref Group II:** This cable has additional hosing around it manufactured from PTFE plastic, which has a surface resistivity of greater than 1 Gohm and therefore poses a risk from electrostatic ignition. Care should be taken not to install the cable in a high velocity, dust laden atmosphere

Maximum Cable Length	See system drawing ATX031
Case Material	Stainless steel
Weight	150 gms (nominal)
Submersible Depth	100 metres maximum (10 bar)
Sealing	IP68
Mounting Torque	8 Nm
Certificate Details:	Group I Ex ia I Baseefa02ATEX0245 & IECEx BAS 08.0013X Group II Ex ia IIC T6 BAS02ATEX1057 & IECEx BAS 08.0013X

**Warning ref Group II:** The Ci and Li were previously lower. The installer must take account of the increase in internal capacitance and inductance present on this apparatus

System Connection	Drawing ATX031
Barrier	MTL 787S, BAS01ATEX7202 or P&F Z787, BAS01ATEX7005 or any other barrier that conforms to Note 4 of ATX009.
Options	Ranges, mounting threads, other cable lengths

## Mounting and Sensitivity

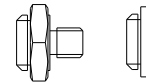
ORDER CODE PART No	MOUNTING	xx = ACCELERATION RANGE AVAILABLE (+/- 10%)
MTN/1187IC-xx MTN/1187ICQ-xx	1/4" UNF FEMALE QUICK FIT FEMALE	0-1g RMS 0-2 g RMS 0-5 g RMS
FOR OTHER MOUNTINGS SEE OVER PAGE.		0-10 g RMS 0-20 g RMS

## Mounting Adapters and Studs

### Studs and Grub Screws



### Quick Fit Adapters



Male Studs		
Product Code	From	To
MS036	1/4" - 28 UNF	M6
MS039	1/4" - 28 UNF	10 - 32 UNF
MS067	1/4" - 28 UNF	M8
MS068	1/4" - 28 UNF	1/4" - 28 UNF
MS124	1/4" - 28 UNF	M10
MS132	1/4" - 28 UNF	M12

Quick Fit (Q/F)		
Product Code	From	To
MS001	Q/F Male	Glue Base
MS002	Q/F Male	M8 Male
MS003	Q/F Male	M10 Male
MS004	Q/F Male	1/4" - 28 UNF Male
MS006	Q/F Male	M6 Male

Monitran Ltd

Monitor House | 33 Hazlemere Road | Penn | Bucks | HP10 8AD | UK

Tel: +44 (0)1494 816569

Email: [info@monitran.com](mailto:info@monitran.com)

Registered in England No. 2054040

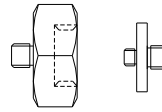
Fax: +44 (0)1494 812256

Web: [www.monitran.com](http://www.monitran.com)

Vat No. GB442 4883 40



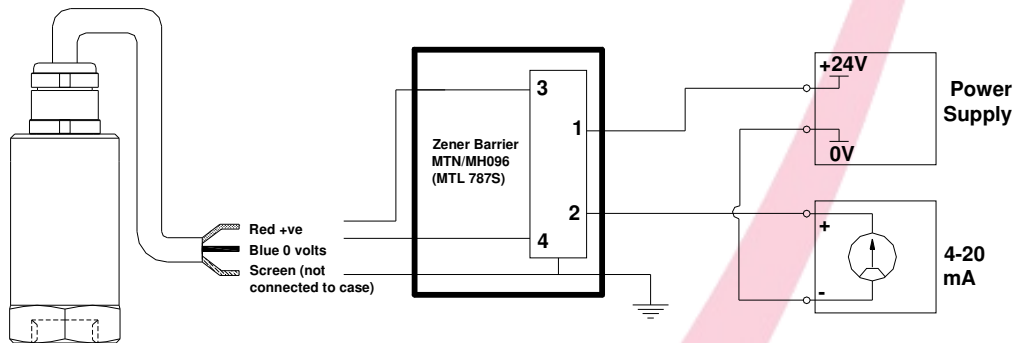
## Other Adapters



Mounting Adapters		
Product Code	From	To
MS005	Q/F Male	1/4" - 28 UNF Female
MS007	Q/F Male	10 - 32 UNF Female
MS008	Q/F Male	M8 Female
MS011	1/4" - 28 UNF Male	Q/F Female
MS013	1/4" - 28 UNF Male	Glue Base
MS033	1/4" - 28 UNF Male	Q/F Female
MS038	Q/F Male	M8 Conical Male
MS061	1/4" - 28 UNF Male	10 - 32 UNF Male
MS079	1/4" - 28 UNF Male	Q/F Female
MS106	Q/F Male	M10 Female

Isolation		
Product Code	From	To
MS034	1/4" - 28 UNF Male	1/4" - 28 UNF Female
MS093	Q/F Male	M8 Male

## Measuring System Connection



**Note : Care should be taken not to install this in a high velocity dust laden atmosphere.**

Monitran Ltd

Monitor House | 33 Hazlemere Road | Penn | Bucks | HP10 8AD | UK

Tel: +44 (0)1494 816569

Email: [info@monitran.com](mailto:info@monitran.com)

Registered in England No. 2054040

Fax: +44 (0)1494 812256

Web: [www.monitran.com](http://www.monitran.com)

Vat No. GB442 4883 40

