
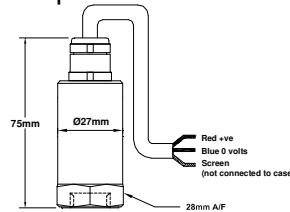


MTN/1185IW & M1185IW 
 Intrinsically Safe Industrial Accelerometer
 ATEX & IECEx Group I & II Approved
 Not to be mounted in a high velocity dust laden atmosphere

Applications

- Intrinsically Safe Data-Collector
- Oil & Mining
- Submersible Pumps, Fans, Compressors etc.



Technical Specification

Output Current	4-20mA DC proportional to RMS velocity (mm/s)
Velocity Range	See table on Page 2
Frequency Response	2 Hz to 1 kHz $\pm 10\%$
Dynamic Range	See table on Page 2
Mounted Resonance	5 kHz min
Isolation	Base isolated
Operating Temp Range	-25 to 90 °C
Temperature Sensitivity	0.08 %/°C
Transverse Sensitivity	Less than 5%
Supply Voltage	12-32 Volts DC (4-20 mA)
Standard Cable	5 metres Integral Polyurethane Cable

Warning ref Group II: This cable has additional hosing around it manufactured from PTFE plastic, which has a surface resistivity of greater than 1 Gohm and therefore poses a risk from electrostatic ignition. Care should be taken not to install the cable in a high velocity, dust laden atmosphere

Maximum Cable Length	See system drawing ATX031
Case Material	Stainless steel
Weight	150 gms (nominal)
Submersible Depth	100 metres maximum (10 bar)
Sealing	IP68
Mounting Torque	8 Nm
Certificate Details:	Group I Ex ia I Baseefa02ATEX0245X & IECEx BAS 008.0013X
	Group II Ex ia IIC T6 BAS02ATEX1057X & IECEx BAS 08.0013X

Warning ref Group II: The Ci and Li were previously lower. The installer must take account of the increase in internal capacitance and inductance present on this apparatus

System Connection	Drawing ATX031
Barrier	MTL 787S, BAS01ATEX7202 or P&F Z787, BAS01ATEX7005 or any other barrier that conforms to Note 4 of ATX009.

Mounting and Sensitivity

ORDER CODE PART No	MOUNTING	xx = OPTIONAL SENSITIVITY RANGE AVAILABLE (+/- 10%)
MTN/1185IW-xx MTN/1185IWQ-xx	1/4" UNF FEMALE QUICK FIT FEMALE	0-20 mm/sec RMS 0-25 mm/sec RMS 0-50 mm/sec RMS 0-100 mm/sec RMS
FOR OTHER MOUNTINGS SEE BELOW.		

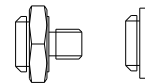
Options	Ranges, filters, mounting threads, other cable lengths
---------	--

Mounting Adapters and Studs

Studs and Grub Screws



Quick Fit Adapters



Male Studs		
Product Code	From	To
MS036	1/4" - 28 UNF	M6
MS039	1/4" - 28 UNF	10 - 32 UNF
MS067	1/4" - 28 UNF	M8
MS068	1/4" - 28 UNF	1/4" - 28 UNF
MS124	1/4" - 28 UNF	M10
MS132	1/4" - 28 UNF	M12

Quick Fit (Q/F)		
Product Code	From	To
MS001	Q/F Male	Glue Base
MS002	Q/F Male	M8 Male
MS003	Q/F Male	M10 Male
MS004	Q/F Male	1/4" - 28 UNF Male
MS006	Q/F Male	M6 Male

Monitran Ltd

Monitor House | 33 Hazlemere Road | Penn | Bucks | HP10 8AD | UK

Tel: +44 (0)1494 816569

Email: info@monitran.com

Registered in England No. 2054040

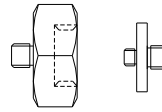
Fax: +44 (0)1494 812256

Web: www.monitran.com

Vat No. GB442 4883 40



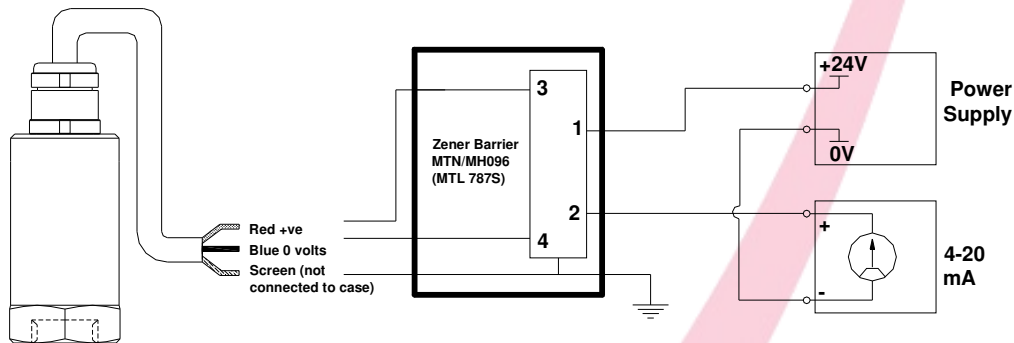
Other Adapters



Mounting Adapters		
Product Code	From	To
MS005	Q/F Male	1/4" - 28 UNF Female
MS007	Q/F Male	10 - 32 UNF Female
MS008	Q/F Male	M8 Female
MS011	1/4" - 28 UNF Male	Q/F Female
MS013	1/4" - 28 UNF Male	Glue Base
MS033	1/4" - 28 UNF Male	Q/F Female
MS038	Q/F Male	M8 Conical Male
MS061	1/4" - 28 UNF Male	10 - 32 UNF Male
MS079	1/4" - 28 UNF Male	Q/F Female
MS106	Q/F Male	M10 Female

Isolation		
Product Code	From	To
MS034	1/4" - 28 UNF Male	1/4" - 28 UNF Female
MS093	Q/F Male	M8 Male

Measuring System Connection



Note : Care should be taken not to install this in a high velocity dust laden atmosphere.

Monitran Ltd

Monitor House | 33 Hazlemere Road | Penn | Bucks | HP10 8AD | UK

Tel: +44 (0)1494 816569

Email: info@monitran.com

Registered in England No. 2054040

Fax: +44 (0)1494 812256

Web: www.monitran.com

Vat No. GB442 4883 40

